

Dear Parents,

As the school closes for the summer break on May _13” Monday 2024. We have planned some activities/worksheets/projects for your child to enhance his/her learning skills in a fun- filled way. Help your child to discover his/her hidden talents and interests. Keeping the same objectives in mind we have divided the homework into three different categories.

1. FUN ACTIVITIES: The first category will be Fun Activities which can be done with children at home so that you have the opportunity to spend some quality time with them. These can be informative and interesting at the same time.

WRITTEN ACTIVITIES: The second category would have the written activities in notebooks which can be helpful for the little ones for better understanding.

2. SCRAP BOOK ACTIVITIES: The third category would comprise of making an interesting Scrap Book. We are sure children would enjoy doing these activities under your guidance and make the holidays even more exciting and fruitful.

- You may download the Holiday Homework from the school website greenfieldsnurseryschool.co.in.
- Note: We would appreciate the holiday homework to be done by the child under parental guidance.
- Summer break from Monday, 13th May 2024 to 30th June 2024.
- School re- opens on Monday, 1st July 2024

TIPS FOR PARENTS

- Be a Friend.
- Ensure the child watches age appropriate channels for only 1 hour in a day.
- Make your child eat a lot of juicy fruits and green vegetables and avoid junk food .
- Make use of action words in your daily conversation like- walking, dancing, speaking, eating, drinking....etc. without correcting mistakes of your child when he/she is talking enthusiastically.
- Explore nature – take your child for morning walk, count (trees, cars, stones, flowers etc.) while going for a walk.
- Rhyme time –Recite any rhyme with voice modulation and actions .
- Learn one/two shlokas /couplets from any religious book.
- Read a story to your child at bed time.
- Teach your kids to be good listeners.
- Teach them to follow instructions.
- Encourage them to be independent.
- Have a set routine during the vacations.

Hand and finger skills:

- Turn a page in a book.
- Screw and unscrew jar lids.
- Build a tower with blocks.
- Play with toys with small moving parts.
- Make different things with clay dough like birds, insects, animals, fruits, etc dry these things and than colour and decorate them.
- Help your child buttoning and unbuttoning shirts, tie shoe laces, arrange his or her belongings, laying a table.

Imbibe Social skills in your child:


- Greeting with a smile when someone comes to your home.
- Conversing freely with visitors, relatives coming over to your place.
- Answering the phone calls with a polite “Hello”, and also asking “May I know who is calling.”
- Speaking politely and sharing with peers.



FUN ACTIVITIES

Table Mat for Table Manners:

Take an A4 size pastel sheet. Draw/paste pictures of your child's favourite fruit. Let your child colour them. Write his/her name on the mat. Laminate it and send it in the folder.



1. Wall hanging:

Make a wall hanging with the fruit / vegetable / Things we use in monsoon like raincoat, gumboots, umbrella etc (size -half of a4 sheet).

Father's Day Special:

Father's Day will be celebrated on Sunday, June 16th 2024. Moms can help children to make the day extra special for Dad. You could make a delicious Chocolate Biscuit Cake. Discuss the steps in sequence while making it and serve it to Dad. Click a picture for memories sake.

The 3 ingredient Chocolate Biscuit Cake

Method: Crush 2 packets of Parle G / Marie Biscuits in a bag. Put the crushed biscuit crumbs in a bowl. Add 1 cup of chocolate sauce to the crumbs. Mix well. Add ½ cup chopped almonds and mix well. Now put the entire mix in a serving dish. Press well and keep in the fridge for ½ an hour. Remove from the fridge, garnish with cherries and ask Dad to cut it. HAPPY FATHERS DAY!

2. World's Best Dad Badge.

Help your child to make a Badge for his father, as shown below. Ask them to pin it up for their dad and take a picture of them together.



3. Animal Mask

Make an Mask with paper plate of any wild, pet, or domestic animal .

Or

Make a hanging of types of houses (kuccha house, pucca house, boat house etc)

Reading Time! Fun Time!!

Reading story books enhances language and vocabulary

- development. Introduce your child to picture books, story books and converse with them to develop their vocabulary and communication skills by encouraging them to talk about the pictures they see in the story books. Make bedtime reading a regular practice with your child.
- Suggested Story book series Bubbles, Pepper, Bruno, Ladybird (Level1) and Noddy.
- Suggested movies to watch: Jungle Book, Kungfu Panda, Stuart Little , Zootopia, Tangled, Moana, Frozen.

Encourage your child to take care of personal hygiene, allow them to practice the following:

- Brush your teeth twice a day.
- Trim your nails regularly.
- Take a bath everyday.
- Comb your hair.
- Always wear clean clothes.
- Wash your hands before and after meals.
- Always throw garbage into the dustbin and keep your surroundings clean.
- Never throw things out of your windows of the car or school bus.

To develop Gross Motor Skills of your child enroll him/her in any one of the following activities.

- Aerobics
- Swimming



- Skating
- Dance
- Summer Camps

To improve Fine Motor Skills let your child indulge in activities like:

- Mashing potatoes
- Rolling chappatis
- Shelling peas
- Zipping and unzipping
- Buttoning and unbuttoning
- Opening and closing of bottle cap/ tiffin lid
- Squeezing a sponge
- Watering plants with spray bottles

Joy rides with Grandparents

- Metro ride
- Ho-Ho bus ride
- Visit to the Zoo / India Gate / Rail Museum / Water park
- Boat ride at Akshardham Temple



Best out of Waste

- Make a wall clock /photo frame/ pen stand/ carry bag with old newspaper and decorate it . Keep all your holiday h o m e w o r k in it and bring it to school.

World Environment Day (5th June)

- Paste a post card size photograph of your child planting a sapling to make our Earth Green. Teach your child to take care of the plant.

Scrap book Activities

- Stick/paste picture related to Father's Day • Picture related to Day
- Pictures of Joyride.

Written Activities

Now how about some study time: English:

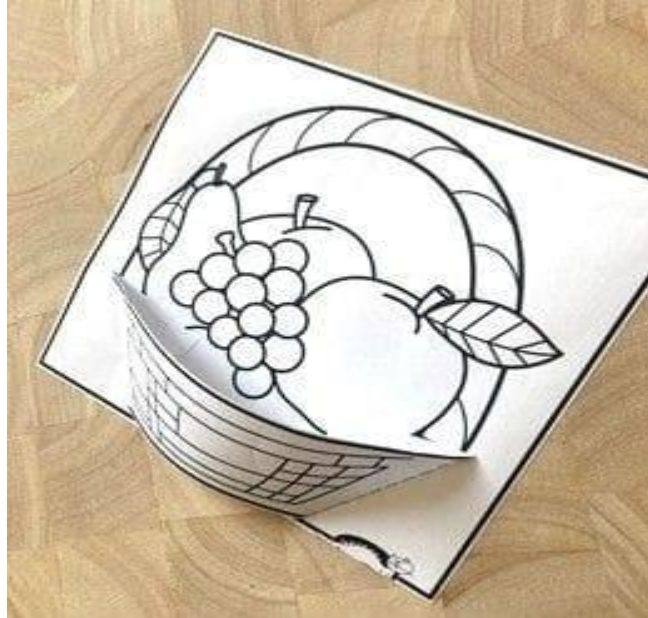
- Read A-L regularly with phonetic sounds and recognize the corresponding pictures.
- Do page----- of playing with patterns book.
- Do the pages given in English homework notebook.
- Make your child practice letters of the alphabet done so far.

Maths:

- Count 1 -20 regularly and recognize the numbers.
- Do the pages given in Maths homework notebook.

6. PLAYING WITH COLOURS!

- Get creative make fruit basket with paper plates





7. Make a colorful peacock with handprint.



Watch “Panchatantra” Stories.

1. <https://www.youtube.com/watch?v=uLAGrLJFBt4>
2. <https://www.youtube.com/watch?v=WRfEDTbMC0>



WISHING YOU ALL ENJOYABLE HOLIDAYS

